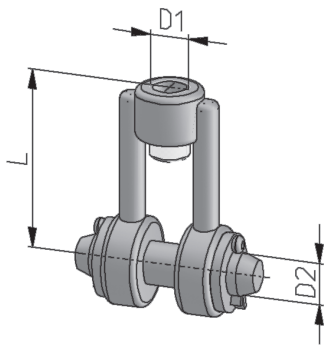


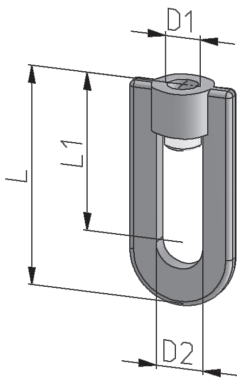
Shackles Type GB



Material:	P250GH (1.0460) DIN 10222-2
Finish:	forged, zinc electro plated
	complete with pin, split pins and washers

Article no.	D1	D2	L		load chain [kN]	weight [kg]
GB-010-Q-Z	M10	10	50		-	0,10
GB-012-Q-Z	M12	12	70		4,7	0,20
GB-016-Q-Z	M16	16	80		8,8	0,40
GB-020-Q-Z	M20	20	90		13,8	1,00
GB-024-Q-Z	M24	24	110		19,9	1,60
GB-030-Q-Z	M30	34	130		31,6	2,70
GB-036-Q-Z	M36	40	150		46,0	4,40

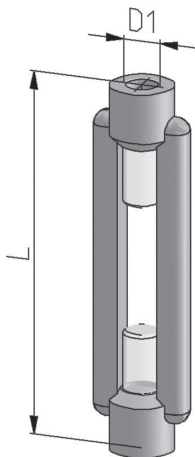
Thread eyes Type GO



Material:	P250GH (1.0460) DIN 10222-2
Finish:	forged, zinc electro plated

Article no.	D1	D2	L	L1		load chain [kN]	weight [kg]
GO-010-Q-Z	M10	13	55	40		-	0,05
GO-012-Q-Z	M12	17	79	60		4,7	0,10
GO-016-Q-Z	M16	25	101	75		8,8	0,20
GO-020-Q-Z	M20	29	125	90		13,8	0,40
GO-024-Q-Z	M24	35	154	110		19,9	0,80
GO-030-Q-Z	M30	42	181	127		31,6	1,20
GO-036-Q-Z	M36	47	202	140		46,0	2,00

Turnbuckles Type SP



Material:	S235JR DIN 10025-2
Finish:	forged, zinc electro plated
	to DIN 1480

Article no.	D1	L		load chain [kN]	weight [kg]
SP-010-R-Z	M10	125		-	0,15
SP-012-R-Z	M12	125		4,7	0,20
SP-016-R-Z	M16	170		8,8	0,40
SP-020-R-Z	M20	200		13,8	0,70
SP-024-R-Z	M24	255		19,9	1,20
SP-030-R-Z	M30	255		31,6	1,80
SP-036-R-Z	M36	295		46,0	3,00

Notes: Standard design in galvanized.
Also available in hot dip galvanized.